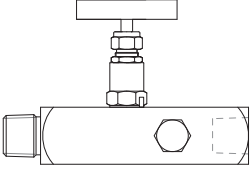
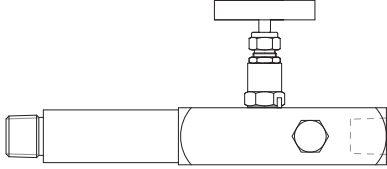
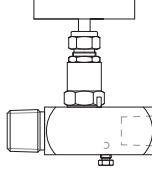
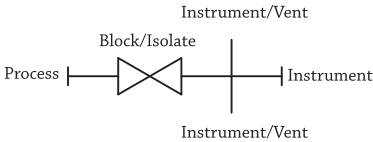
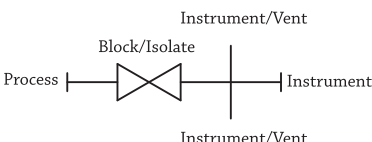
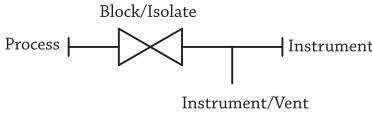


Gauge Valves

GV1 Series

Working pressures up to 6000 psig (413 bar).
Working temperatures from -65°F to 1200°F (-54°C to 648°C).
Non-rotating seat tip and plug tip designs.
Roddable of plug-tip design.
Lagging extension body available for insulation clearance.

 <p>GV1-NPT8-FNPT8-BA-SB-316</p>	 <p>GV1-NPT8-FNPT8-BA-EB-316</p>	 <p>GV1-NPT8-FNPT8-BA-MB-316</p>
		

How to Order

GV1 — NPT8 — FNPT8 — BA — SB — 316

Series	Inlet Type	Inlet Size	Outlet Type	Outlet Size	Seal Material	Tip Material	Body Type	Handle	Body Material
GV1	FNPT Female NPT	8 1/2	Specify in the same way as inlet type and size		B Same as Body	A Same as Body	S Standard Type	B Black Aluminum	316
	NPT Male NPT	12 3/4 in.							316L
	FBT Female BSPT	20 M20 x 1.5							304
	MBT Male BSPT								304L
	FMS Female Metric Thread (for BP)								Duplex 2207
	MS Male Metric Thread (for BG)								Titanium
	FBP Female BSPP (for BP)								Alloy 20
		Alloy 400							
		Alloy 600							
		Alloy C-276							
		Brass							
		Steel							